



New Reception Parents 2022

Key
Information
about EYFS

The Early Years Foundation Stage (EYFS)

In reception we learn through the Early Years Foundation Stage. There are seven different areas of learning:

- * Communication and Language
- * Physical Development
- * Personal, Social and Emotional Development
- * Literacy
- * Mathematics
- * Understanding the World
- * Expressive Arts and Design



Our Learning Environment





Learning in Elm Class



How we teach in Elm Class...



Whole class sessions



SPLASH



Taught group work



Independent work



In the moment teaching

Characteristics of Learning

Playing and Exploring – Engagement

- Finding out and exploring
- Playing with what they know
- Being willing to 'have a go'

Active Learning – Motivation

- Being involved and concentrating
- Keeping trying
- Enjoying achieving what they set out to do

Creating and Thinking Critically – Thinking

- Having their own ideas
- Making links
- Choosing ways to do things

Here is a typical timetabled day in Elm Class (once the children have settled in and got to know each other.)

8:50-9:00 - Children arrival to school

9:00 - Register

9:05 - Whole class Phonics

9:30 - SPLASH/ Group work

10:30 - 10:45 - Snack and story time

10:45 - 11:30 - SPLASH/ Group work

11:30 - 11:45 - Whole class Maths input

12:00 - 1:00 - Lunch

1:00 - Whole class circle time

1:20 - SPLASH/ Group work

2:45 - Story time

3:15 - Home time



New Reception
Parents 2022

Transition to
School

Preparing for School



Talk to your child about school - discuss positively all of the fun and exciting things that will happen when your child starts school









Practise the routine of school - it can be helpful to do a practise journey to school (including getting dressed)



Read starting school books - there are also lots of different starting school books available as bedtime reads

Starting School Book Ideas



Support your child's independence



Getting dressed - practise with your child doing up coats, getting dressed and undressed into school uniform and PE kit and putting on school shoes



Eating - encourage your child to use a knife, fork and spoon and to practise opening items that may be in their lunch box e.g. yoghurt pots and crisp packets



Going to the toilet - ensure your child is able to use the toilet and wash their hands afterwards

The Road To School

This tracker helps you and your child prepare for school.

Speaking & literacy

- I like to read stories & look at picture books
- I am able to talk about myself, my needs & feelings
- I am practising recognising my name when it's written down

Listening & understanding

- I am able to sit still and listen for a short while
- I can follow instructions
- I understand the need to follow rules

Writing skills

- I like tracing patterns & colouring in
- I enjoy making marks
- I am practising holding a pencil

Sharing & turn taking

- I can share toys & take turns
- I like playing games with others
- I like interacting with other children

Everyone starts school with different abilities - your teacher will help you progress at your own level.

Counting skills

- I enjoy practising counting objects
- I like saying number rhymes & playing counting games
- I can recognise some numbers when they are written down

Going to the toilet

- I can go to the toilet on my own, wipe myself properly & flush
- I can wash and dry my hands without any help

Interest in the world & new activities

- I enjoy learning about the world around me
- I am interested in exploring new activities or environments
- I like asking questions

What are you looking forward to the most?
Is there anything you're unsure of?

Routines

- I have practised putting on my uniform & getting ready to leave on time
- I have a good bedtime routine so I'm not feeling tired for school
- I'm learning to eat at the times I will on school days

Eating

- I can use a knife & fork
- I can open my packed lunch on my own
- I am confident at opening wrappers & packaging

Self-care

- I know when to wash my hands
- I can wipe my nose
- I can ask for help if I don't feel well

Getting dressed & undressed on my own

- I can button & unbutton my shirt & use a zip
- I can put my own shoes & socks on
- I can change into my PE kit & put my coat on

Independence

- I am happy to be away from my mummy, daddy or my main carer
- I am happy to tidy my belongings & look after my things
- I am feeling confident about starting school



Other ways you can support your child

- * Help your child to recognise their own name
- * Share stories, nursery rhymes and songs together
- * Help to develop your child's hand strength (fine motor skills) through making Lego models, using scissors, threading beads and drawing and colouring
- * Introduce your child to numbers - what numbers can you find around the house and share counting songs
- * Practise shape names and go on a shape hunt
- * Enjoy extended play together including activities with opportunities to share
- * Practise giving your child simple instructions to follow



Preparing for School

*Please ensure ALL school uniform and PE Kits are clearly labelled and relabel them throughout the school year.

* Please purchase a book bag and your child's 'house' PE top.

* Purchase a water bottle and name it.

* Register your child onto the school milk scheme.

Cool Milk

* Please return all documents to the school office promptly.

Any questions ...?