





Half Termly Home Learning Menu - Chestnut Class

Autumn 1: Field to Fork	Spring 1: Frozen Kingdom	Summer 1: Heritage Hunters
<ul style="list-style-type: none"> Plant a fruit / vegetable and watch it grow Help cook a healthy meal at home Create a healthy menu/ eatwell plate Create a nature picture - leaf / bark rubbing Walk around the local area and note down observations 	<ul style="list-style-type: none"> Create an Arctic scene collage Create a habitat shoe box (Arctic) Make a video as a weather presenter Create a fruity ice lolly Create a postcard as if you were in another country on holiday 	<ul style="list-style-type: none"> Create a map of your route to school. Make an under the sea picture. Think about the animals and plants you could add. Find out about how Bognor has changed from the past to the present (e.g. beach/ piers/ housing). Write an acrostic poem about the seaside. Make a Victorian bathing machine. 
Autumn 2: Up in Smoke	Spring 2: Explorers	Summer 2: Towers and Turrets
<ul style="list-style-type: none"> Create a house model from 1666 Create a fact file on Samuel Pepys Make a timeline of events of the Great Fire of London Create a fire safety poster Create a collage of a scene from the Great Fire of London 	<ul style="list-style-type: none"> Research a famous explorer and create a fact file about them. Imagine you have discovered a new island. What new animals or plants are there? Can you draw a map of your new island? Make an explorer tent. Design and build a boat that can float. Walk around the local area and identify different plants/ trees you see. 	<ul style="list-style-type: none"> Create a castle (using junk modelling / lego / playdough / construction materials) Research a castle in the UK Make a knights shield Draw a flag and add a fact about the country Find out 3 facts about a King or a Queen 